



### District Report Card: 2017


<b>State:</b> Sikkim	<b>District:</b> South Sikkim
<b>Class:</b> 8	<b>Subject:</b> Language
<b>Schools:</b> 48	<b>Students:</b> 1077


### Participation/Coverage


#### Students

<div>GENDER</div> <div></div>	Boys				Girls			
	Number		%		Number		%	
	527		48.93		550		51.07	

<div>AREA</div> <div></div>	Rural				Urban			
	Number		%		Number		%	
	1024		95.08		53		4.92	

<div>CATEGORY</div> <div></div>	SC		ST		OBC		GEN	
	Number	%	Number	%	Number	%	Number	%
	78	7.24	358	33.24	486	45.13	155	14.39

<div>CWSN</div> <div></div>	LD	VI	HI	S&LD	ID	Oth
	5	3	6	18	3	20

<div>Management</div> <div></div>	Government			Government-aided		
	Number		%	Number		%
	1077		100.00	0		0.00

### Average Performance of Students in Language (%)

Overall	Gender		Area		Management		Social Group			
	Male	Female	Rural	Urban	Govt.	Aided	SC	ST	OBC	GEN
49.74	49.65	49.83	49.50	54.47	49.74	0.00	46.50	47.56	52.62	47.40

### Performance on Learning Outcomes (LOs)

Learning Outcomes	Description	Average Performance(%)
L813	Read textual/non-textual materials with comprehension and identifies the details, characters, main idea and sequence of ideas and events while reading	49.74

Range of Performance of Students who Answered Correctly							
Below 30%		30% - 50%		50% - 75%		Above 75%	
Number	%	Number	%	Number	%	Number	%
215	19.96	306	28.41	418	38.81	138	12.81

### Lowest Performing Learning Outcomes (LOs)

1 - Read textual/non-textual materials with comprehension and identifies the details, characters, main idea and sequence of ideas and events while reading (49.74)